

High-Resolution X-Ray Inspection

The Verifier HR (FSX-090) is an affordable high-resolution and high-magnification x-ray system ideally suited for failure analysis, manufacturing process validation and rework verification. Systems are CE, CSA and TUV certified and exceed all safety and radiation protection requirements set forth by CDRH and FDA regulations.

Key Features

The Verifier HR (FSX-090) is an affordable high-resolution and high-magnification x-ray system designed for virtually any electronics or materials quality inspection and defect detection application. Its greater than >715X magnification provides excellent viewing of internal semiconductor connections such as: wire-bonds, die-attach, delamination, voiding and solder joint opens.

- Easy-to-use
- >715X magnification
- Superior imaging quality
- Flexible board/part handling
- Multipurpose inspection tool
- Portable, small 32" x 34" footprint
- 90kV source provides sufficient power to penetrate challenging packages and dense materials

***Safe:** The Verifier exceeds all safety and radiation protection requirements set forth by CDRH and FDA regulations. Systems are CE, CSA & TUV certified.

Easy-to-Use Controls

Intuitive controls and indicators for On/Off, Gain, Zoom, Focus and Interlock functions. Operators can be trained quickly and easily.



Call
(858) 536-5050
For Quote

Affordable High-Quality X-Ray System
for Quality Inspection Applications

Extended Height
provides increased
oblique viewing!



Specifications

Hardware

- Footprint: 32"W x 34"D x 65"H
- Board handling: up to 16 x 18" | 406 x 457mm
- Angled viewing: up to 70° (standard fixture) 360° w/ rotation fixture (small boards)
- X-ray source: 90kV, 5 micron Microfocus
- 2/4" high-resolution image intensifier
- Magnification: >715X
- Field-of-View: up to 2" (51mm)
- Resolution: >40 lp/mm
- PC: Intel/ATX mini tower w/ printer & CDRW
- Flat panel display 19" std. (20" optional)
- Network ready: Ethernet 10/100 base-T

System/Image Processor Software


- **Operating System:** Windows™ XP Pro
- **Image Processor:** Verifier VIP (standard)

Optional Image Processors






- VIP Plus Enhanced Image Processor
- VIPx Advanced Image Processor
- * See FocalSpot VIP Series Datasheet for details

Flexible Sample Holder

- **Sample Door:** 28" wide, for easy load/unload
- **Manual X/Y sample positioner:** 16" x 18"
- **Angled Viewing:** 0-70° (standard fixture)
- **Rotation Fixtures:** Manual and Motorized options for 360° rotation on small boards.



Sample Images



About FocalSpot

FocalSpot, Inc. is recognized worldwide as a leader in the design and manufacture of affordable high-quality x-ray inspection systems; providing Inspection and Rework solutions for Electronic Manufacturers worldwide. FocalSpot is also a regional distributor and value-added reseller for DEN-ON BGA/SMT rework solutions; Optilia BGA/SMT video microscopes; and First Article AOI Inspection Systems; providing sales, service and support in North/South America, Canada and Mexico.